



PROMISING INDICATORS FOR THE DEVELOPMENT OF HONEY
PRODUCTION AND BEE PRODUCTS FOR 2025-2034

Kuldasheva Farida Xoljigitovna

*Associate Professor, PhD in Agricultural Sciences, Department of Humanities and Natural Sciences,
International School of Finance, Technology and Science*

Abstract: *This article analytically examines the prospects for the development of exports of honey and bee products worldwide, depending on which factors contribute to growth in the period 2025-2034.*

Keywords: *honey market, export, production, food, bee products.*

Bees and other pollinators play an important role in the food industry, food safety, and the economy, as well as supporting the health of human and natural ecosystems. They make an invaluable contribution to the three areas of sustainable development — economic, social, and agricultural - that improve the quality of life as well as the long-term health of ecosystems. Chelash and other pollinators play an important role in the food industry, food safety, and the economy, as well as maintaining pollinator-free ect health.¹. Without pollinators, 5-8 percent of the current world agricultural output is likely to be lost, with an annual market value of us \$ 235-577 billion².

Meeting the food needs of the world's population is one of the most important tasks today. According to the World Food and Agriculture Organization (FAO) data for 2024, the bulk of honey produced."

Developed countries account for beekeeping, such as the People's Republic of China, Turkey, Argentina, Ukraine, Germany and Russia."³ that's said. Thus, in April 2025, the Russian Federation exported more than 5,000 tons of honey in 2024 than in previous years, which is 40% more than in the same period of 2023⁴ and sources say that the record has been set.⁵.

In addition, the aforementioned countries China, Ukraine, India, and Argentina remain the largest exporting countries in the world, with a potential export of \$9.4 billion in honey in 2024.⁶. In particular, in the food industry of the Republic of Uzbekistan, it is possible to trace the growth of exports of honey and bee products in 2024 compared to the corresponding period of previous years (Chart 1)⁷.

Diagram 1

¹ Wallwork-Barber M.K., Ferenbaugh R.W., Gladney E.S. The use of honey bees, as monitors of environmental pollution. American Bee Journal, 2012, 112, №7. p.770-772

² <https://www.fao.org/events/detail/international-forum-for-action-on-sustainable-beekeeping-and-pollination/en>

³ www.fao.org

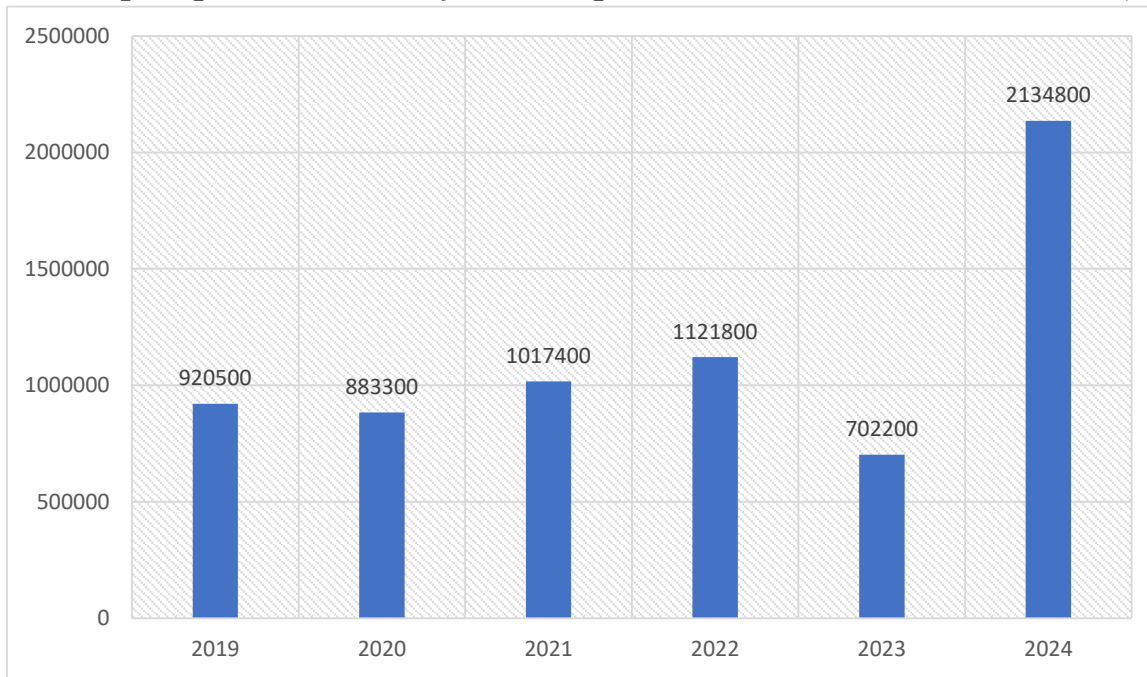
⁴ <http://www.moggillhoney.com.au>

⁵ <https://www.gminsights.com/ru/industry-analysis/honey-market>

⁶ <https://www.gminsights.com/ru/industry-analysis/honey-market>

⁷ https://uz.beekeepers.uz/novosti-2/news_post/asal-va-asalarichilik-mahsulotlari-eksporti

Export potential of honey and bee products in Uzbekistan, 2019-2024 (US Dollar.)



From these indicators, it can be observed that the export potential of honey in our republic has increased from 2019 to 2024. In particular, while honey exports amounted to 920,500 USD in 2019, by 2024 this figure had reached 2,134,800 USD, an increase of 1,214,300 USD. In 2023, honey exports declined significantly, and compared to 2019, exports decreased by 21%. Observing the period between 2023 and 2024, the export potential grew by 304%, recording a historic result for our country's beekeeping sector.

Based on the export potential indicators of the above-mentioned countries and/or our republic, it should be emphasized that several factors have influenced the growth of the global food industry's honey market size and export potential. These include:

- The growth of the honey market is linked to the increasing demand for honey as a sugar substitute in countries where populations suffer from obesity and diabetes.
- The expansion of the market is driven by the formation of public awareness about maintaining a healthy lifestyle and the rise in health consciousness.
- Growing demand for honey has also been stimulated by its use in natural cosmetics, pharmaceuticals, and the beverage industry.

Based on the factors mentioned above, global food industry experts believe that due to the growing consumer demand for natural honey products, the size of the global honey market is expected to increase by 4.7% between 2025 and 2034.⁸ In particular, there is a growing trend in the United States and European countries for increased demand for monofloral honey, including New Zealand's Manuka honey⁹. Manuka honey, a variety sourced from Oceania, has gained significant popularity due to its high antibacterial properties (confirmed by the UMF certificate). These characteristics make it valuable as a catalyst for the medical and functional food sectors. Because of its numerous biomedical and health-related benefits, this type of honey has become a trend.

⁸ <https://www.gminsights.com/ru/industry-analysis/honey-market>

⁹ Dobrzanski Z., Roman A., Gorecka H., Kolacz R. Metals and macro - and microelements content of honey bee gained from areas contaminated by industrial plants. *Bromatologia - I - Chemia-Toksykologiczna*, 2016, № (2), p.157.

Highlighting these aspects, the international honey market shows considerable growth potential, especially for medicinal honey varieties with organic and pharmaceutical value.

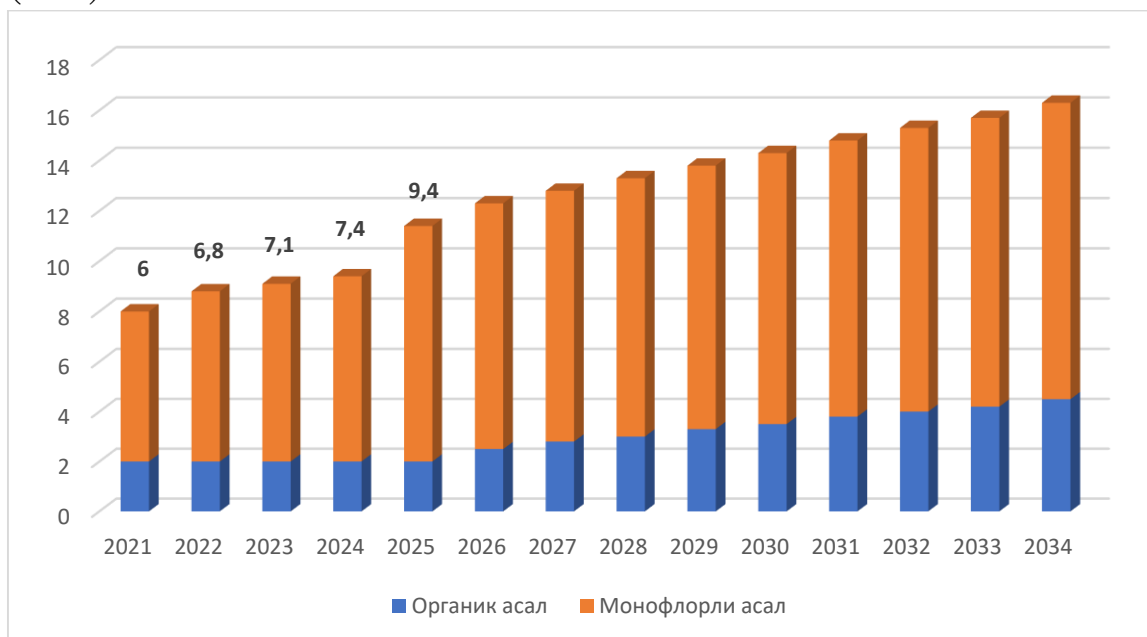
The honey market is divided into segments such as organic honey derived from wildflowers and monofloral honey (aromatic honey), depending on the type. The monofloral honey segment generated revenues of USD 6 billion in 2021 and USD 7.4 billion in 2024, with an average annual growth rate of 4.6%. This growth is explained by its unique organoleptic properties, bio-healing characteristics, and premium market positioning.

Monofloral honey includes types obtained from a single floral source, such as clover, sunflower, camelthorn, buckwheat, and others. Each type has its distinctive taste and bio-beneficial properties. At the same time, consumers' strong preference for high-quality, natural, and organic sweeteners has further increased the demand for monofloral honey.

Food and Agriculture Organization of the United Nations (FAO)¹⁰ the growth of organic and monofloral honey in the honey market has been analyzed. The analytical indicators of honey volume are presented in the diagram below.

Figure 2.

Analysis of the growth of organic and monofloral honey in the honey market, 2025–2034 (USD).



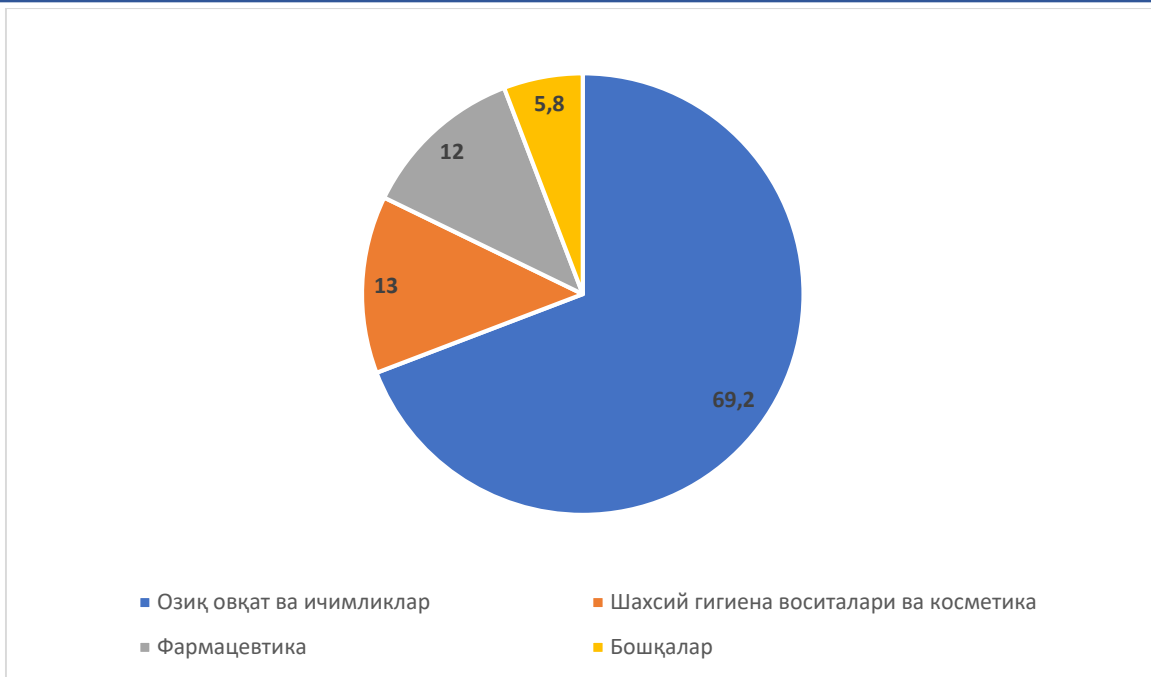
According to their areas of application, the honey market is divided into the following segments: food and beverages, personal care products and cosmetics, pharmaceutical products, and other sectors. In 2024, the food and beverage segment held the largest share of the market, accounting for 69.2% of the total. This is explained by the increasing consumer preference for healthier and more organic alternatives to refined sugar.

The analytical results of the main areas where honey was most widely used in 2024 are presented in the diagram below.

Diagram 3

Analytical results of the main areas where honey was most widely used in 2024

¹⁰ <https://www.fao.org/events/detail/international-forum-for-action-on-sustainable-beekeeping-and-pollination/en>



Honey is considered a natural sweetener for various products — for example, confectionery, bakery items, and dairy products. In addition, due to its antioxidant and antibacterial properties, it is widely used in natural and functional food products. Therefore, the growth of the honey market volume is associated with the trend of adding honey to processed food products, sauces, salads, and desserts, which reflects the increasing use of natural ingredients in the food industry. The dominance of honey in the market is also supported by the growth of international organic food markets and the rising popularity of semi-finished and ready-to-eat products.

REFERENCES:

1. Wallwork-Barber M.K., Ferenbaugh R.W., Gladney E.S. The use of honey bees, as monitors of environmental pollution. American Bee Journal, 2012, 112, №7. p.770-772
2. <https://www.fao.org/events/detail/international-forum-for-action-on-sustainable-beekeeping-and-pollination/en>
3. www.fao.org
4. <http://www.beekeeping.orc.ru>
5. <http://www.moggillhoney.com.au>
6. <https://www.gminsights.com/ru/industry-analysis/honey-market>
7. <https://www.gminsights.com/ru/industry-analysis/honey-market>
8. https://uz.beekeepers.uz/novosti-2/news_post/asal-va-asalarichilik-mahsulotlari-eksporti
9. <https://www.gminsights.com/ru/industry-analysis/honey-market>
10. Dobrzanski Z., Roman A., Gorecka H., Kolacz R. Metals and macro - and microelements content of honey bee gained from areas contaminated by industrial plants. Bromatologia - I - Chemia-Toksykologiczna, 2016, № (2), p.157.



11. <https://www.fao.org/events/detail/international-forum-for-action-on-sustainable-beekeeping-and-pollination/en>